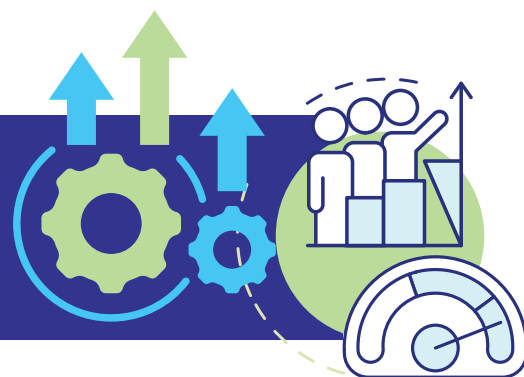




Court Performance



Throughout the reporting period, the Registry Unit continued to play a central role in supporting the efficient administration of justice at the Court. The Unit worked diligently to uphold the Court's standards of excellence, ensuring the timely processing of filings, facilitating smooth case management, and maintaining accurate records. Our work this past year reflects a sustained commitment to efficiency and facilitating a seamless experience for court users.

Court Sitzings

During the reporting period, the Caribbean Court of Justice convened a total of 40 sittings, categorised as follows:

Type of Sitting	Number of Sitzings
Case Management Conference	10
Hearing	19
Judgment Delivery	11
Total	40

Most of these sittings (92.5%) were conducted virtually, reflecting the Court's continued commitment to leveraging technology for efficiency. Hybrid and in-person sittings accounted for 2.5% and 5%, respectively.

Appellate Jurisdiction

New Matters

Type of Matter	2024/2025	2023/2024
Application for Special Leave	10	11
Appeal	17	15
Total	27	26

Cases Filed by Jurisdiction

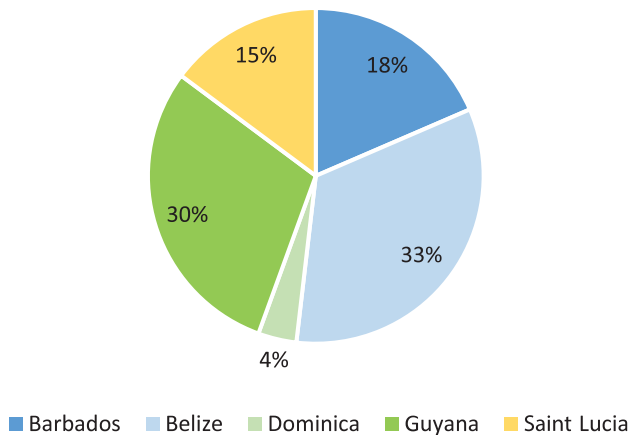
Country	2024/2025	2023/2024
Barbados	5	9
Belize	9	6
Dominica	1	1
Guyana	8	6
Saint Lucia	4	4
Total	27	26

During the reporting period from 1 August 2024 - 31 July 2025, there was a modest 4% increase in new matters filed compared to the previous reporting period. Civil matters constituted the majority, accounting for 78% of all filings.

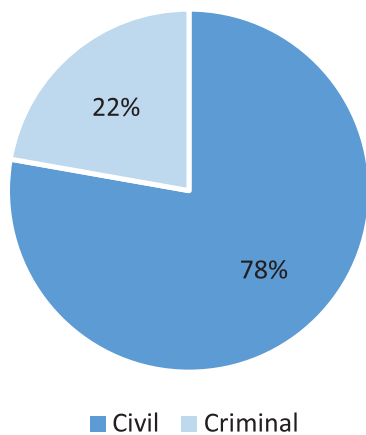


Court Performance *(continued)*

Cases filed by country



Case type



Time to Disposition

The Court maintained commendable efficiency in case resolution. Over 40% of matters were disposed of within six months of filing, primarily applications for special leave. Most appeals were disposed of within one year of filing.

The disposal time frames are well within the Court's established performance benchmarks of three to six months for the disposal of applications for [special leave](#) and six months to one year for the disposal of appeals.

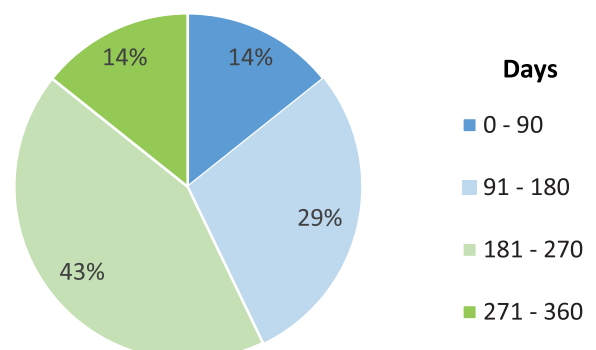
Time to Disposition

Number of Days	Number of Cases Disposed	Cases Disposed (%)
0 - 90	3	14
91 - 180	6	29
181 - 270	9	43
271 - 360	3	14
361 - 450	0	0
Total	21	100

Summary of Disposition

Number of Days	Cumulative Number of Cases Disposed	Cumulative (%)
0 - 180	9	43
0 - 270	18	86
0 - 360	21	100

Time to Disposition



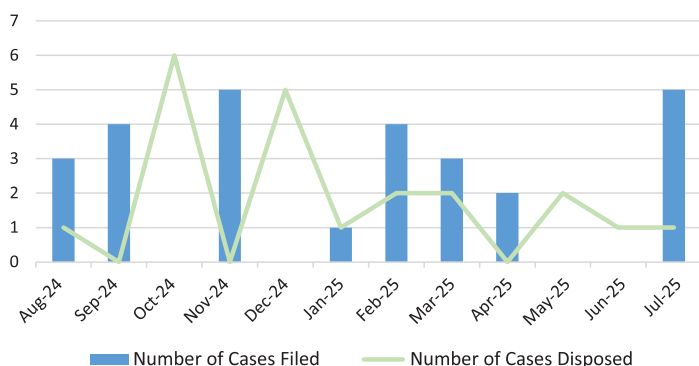


Court Performance *[continued]*

Clearance Rate

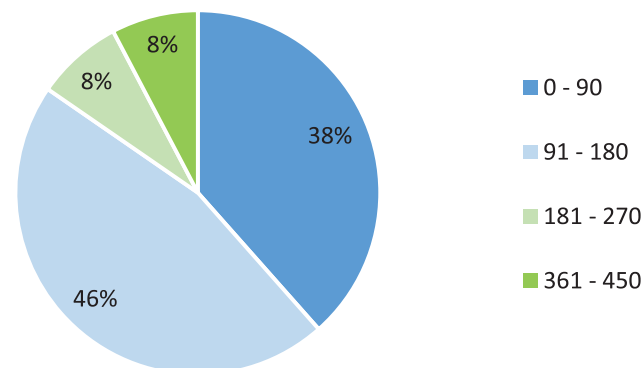
The clearance rate for the reporting period stood at 78% for disposed matters against new matters. Notably, disposal rates peaked during periods of reduced filings, suggesting a balanced distribution of judicial activity throughout the year.

Clearance Rates



Days	Number of Cases
0 - 90	5
91 - 180	6
181 - 270	1
271 - 360	0
361 - 450	1
Exceeding 450	0

Number of Cases



The data reflects that the majority of pending cases remain within the Court's targeted timeframes for disposition.

Original Jurisdiction

New Matters

Country of Origin	2024/2025	2023/2024
Trinidad and Tobago	2	1

The Original Jurisdiction continues to be underutilised relative to the Appellate Jurisdiction. Only two new matters were filed during the reporting period; one application for special leave and one originating application.