CARIBBEAN COURT OF JUSTICE TRUST FUND

ANNUAL REPORT















2025

GROWTH

STABILITY

PROTECTION

LONGEVITY

CONTENTS

COMPOSITION OF THE BOARD OF TRUSTEES **2**

REPORT OF THE BOARD OF TRUSTEES **4**

STATEMENT OF MANAGEMENT'S RESPONSIBILITIES **12**

INDEPENDENT AUDITOR'S REPORT **13**

STATEMENT OF FINANCIAL POSITION **16**

STATEMENT OF COMPREHENSIVE INCOME **17**

STATEMENT OF CHANGES IN FUND BALANCE **18**

STATEMENT OF CASH FLOWS **19**

NOTES TO THE FINANCIAL STATEMENTS **21-50**

COMPOSITION OF THE BOARD OF TRUSTEES

The Board of Trustees is comprised of nominees from institutions as defined in the "Revised Agreement Establishing the Caribbean Court of Justice Trust Fund." The composition is as follows:



Dr. Linton Lewis

BOARD & COMMITTEE POSITION:
Chairman

INSTITUTION:
Caribbean Congress of Labour

Mr. Ramesh Dookhoo

BOARD & COMMITTEE POSITION:
Vice Chairman
Member - Audit Committee

INSTITUTION:
Caribbean Association of Industry & Commerce Inc.



Mrs. Marina Andrea St. Rose

BOARD & COMMITTEE POSITION:
Chairman - Finance and Investment Committee

INSTITUTION:
Institute of Chartered Accountants of the Caribbean



Mrs. Christine Sahadeo

BOARD & COMMITTEE POSITION:
Member - Finance and Investment Committee

INSTITUTION:
The University of the West Indies



Mr. M. Musa Ibrahim

BOARD & COMMITTEE POSITION:
Member - Finance and Investment Committee

INSTITUTION:
Insurance Association of the Caribbean Inc.



Ms. Leesa Kow

BOARD & COMMITTEE POSITION:
Trustee

INSTITUTION:
Caribbean Association of Banks Inc.





Mr. Ruggles Ferguson

BOARD & COMMITTEE POSITION:
Member - Audit Committee

INSTITUTION:
Organization of Commonwealth Caribbean Bar Associations

Mr. Oswald Barnes

BOARD & COMMITTEE POSITION:
Chairman - Audit Committee

INSTITUTION:
CARICOM Secretariat



The Honourable Chief Justice Leslie Haynes

BOARD & COMMITTEE POSITION:
Trustee

INSTITUTION:
Conference of Heads of the Judiciary of Members States of the Caribbean



REPORT OF THE BOARD OF TRUSTEES

The year 2025 was marked by a combination of resilient economic growth, moderating inflation, and strong financial market performance. Despite ongoing geopolitical tensions, trade policy uncertainty, and concerns about slowing global growth, most major asset classes delivered positive returns. After facing losses early in the year, global equity markets closed 2025 with double-digit gains and bond markets rebounded strongly following the onset of monetary easing. Meanwhile, the global economy continued to expand, albeit at a slower pace than historical averages, as inflation gradually declined and central banks shifted from restrictive monetary policies toward easing. Overall, 2025 demonstrated the resilience of both the global economy and financial markets in the face of significant economic and political challenges.

In an environment marked by bouts of market volatility, a steadfast commitment to our asset allocation resulted in the Trust Fund being well placed to optimize on the opportunities that were presented by the exceptional equity returns which closed the year. I am pleased to report, on behalf of the Board of Trustees, on the performance of the Caribbean Court of Justice Trust Fund for the year ended December 31, 2025.

The Caribbean Court of Justice Trust Fund ("the Trust Fund") generated a 15.8% return, net of fees and disbursements, in fiscal year 2025, resulting in a compounded annual return of +6.3% and a cumulative return of +257.2% since inception. The Trust Fund has consistently built upon its capital endowment, disbursing more than 112.8% of its original capital in fulfilling its primary mandate over the last 20 years of operations, while balancing the obligation to maintain the long-term value of endowment assets for future funding obligations, after accounting for inflation.

Chart 1: Cumulative Return Since Inception (April 2005 to December 2025)

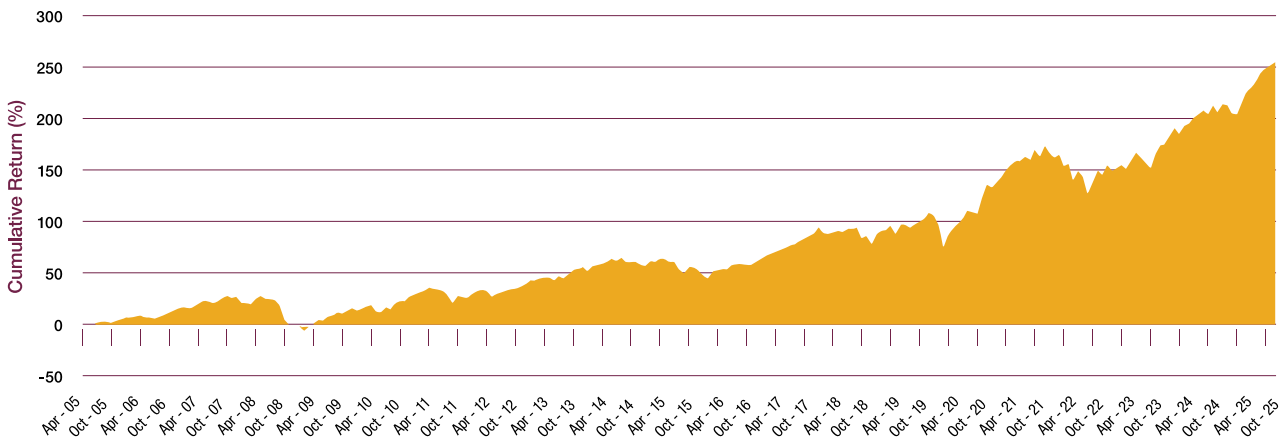

REPORT OF THE BOARD OF TRUSTEES
(Continued)

Background

The Trust Fund was endowed with its initial capital in April 2005 with the mandate to provide the financial resources necessary to fund the Caribbean Court of Justice ("the Court") and the Regional Judicial and Legal Services Commission ("the Commission") in perpetuity. The investment philosophy is the set of beliefs and principles that guides the Trust Fund's decision-making process. The Board of Trustees manages the resources of the Trust Fund in accordance with the following philosophy:

> *"The fund will be invested prudently with a long-term investment horizon in a wide range of tax-efficient international instruments so as to produce an optimal gross rate of return with reasonable security of its capital."*

The Board has developed Investment Guidelines for the Trust Fund which were approved by the CARICOM Heads of Government. In order to have a reasonable likelihood of satisfying the funding requirements of the Court and the Commission over the long term, these approved Guidelines permit a significant exposure to growth assets, such as public and private equity, within a diversified portfolio complemented by allocations to risk-reducing and inflation protection assets.

The Board of Trustees continues to uphold its fiduciary responsibility to manage the assets of the Trust Fund prudently to fulfill its long-term objective. During the course of the year, the Board of Trustees and the Finance and Investment Committee each met five times. The Compensation Committee and the Audit Committee each held two meetings for the year.

The Markets in 2025

2025 was a year marked by persistent uncertainty and resilience in global markets and economies, shaped by U.S. trade policies, technological advancements in artificial intelligence (AI), geopolitical tensions, and shifts in monetary policy. Tariff announcements created uncertainty, while investments in AI infrastructure provided support. Markets demonstrated adaptability amid these challenges.

The global economy expanded at a moderate pace during 2025. According to the International Monetary Fund (IMF), global economic growth slowed slightly from 3.3% in 2024 to approximately 3.2% in 2025.

The global economy benefited from strong labour markets in many countries, continued consumer spending, easing inflationary pressures and improved financial conditions resulting from lower interest rates. However, growth was constrained by heightened trade tensions, geopolitical conflicts, slowing economic activity in major economies such as China and elevated levels of public and private debt.

The U.S. economy remained one of the strongest among developed nations. Economic growth remained positive throughout the year and totalled 2.1%, supported by consumer spending, business investment, and a relatively healthy labour market. However, growth moderated compared with previous years as higher interest rates from earlier tightening cycles continued to affect economic activity.

The Euro area experienced modest growth, generally around 1%. Economic activity was supported by declining inflation and lower interest rates, although manufacturing weakness and slower global trade limited stronger expansion. Germany continued to struggle with industrial weakness while southern European economies showed greater resilience.

China's economy continued to slow as structural challenges in the property sector, weak consumer demand, and external trade pressures weighed on growth. Nevertheless, government stimulus measures helped prevent a more significant slowdown. Growth remained above 4%, although below historical norms.

Emerging economies generally outperformed developed markets. India remained among the fastest-growing major economies, while several Asian economies benefited from strong technology demand and supply-chain diversification. Latin American economies also showed resilience as inflation declined and monetary conditions improved.

The MSCI All Country World Index gained approximately 22.3%, several factors supported equity performance: falling interest rates, strong corporate earnings, continued enthusiasm for artificial intelligence (AI), improving investor sentiment and better-than-expected economic growth.

REPORT OF THE BOARD OF TRUSTEES
(Continued)

U.S. stocks reached new record highs with the benchmark S&P 500 rising 17.4%, recording double-digit returns for the sixth time in seven years, nearly doubling since the market bottom in 2022. Technology companies continued to lead gains, particularly firms involved in AI, cloud computing, semiconductors, and digital infrastructure. Strong earnings growth and investor optimism regarding AI adoption supported valuations throughout the year. The past year served as a reminder that disciplined, long-term investing remains one of the most effective ways to navigate uncertainty through a thoughtful investment management approach.

In a departure from recent years, developed international stocks fared better than their U.S. counterparts. The MSCI World ex USA Index gained 31%, outpacing the S&P 500 by the widest margin since 1993, highlighting the potential benefits of an internationally diversified portfolio. Emerging markets fared even better than developed markets, with the MSCI Emerging Markets Index rising 33.6%, a notable acceleration from 7.5% in 2024. Returns were significantly uneven across regions, fueled by shifting growth dynamics, specific technology rebounds, and varying responses to global trade policies, South Korea gained 77% as global tech firms secured long-term contracts for advanced memory chips and AI server infrastructure, while Thailand lagged at -12% due to weak local exports & political headwind.

Bond markets in 2025 were shaped by shifting interest-rate expectations, fiscal policy developments, and periodic political tension. After starting the year with markets anticipating only gradual easing, central banks ultimately cut further than expected as labour markets softened and inflation eased from 2024 peaks as the U.S. Federal Reserve lowered rates by 0.75% in the second half of the year. Ultimately, while medium term inflation remains above target, fears of an inflation spike tied to tariffs proved unfounded and 2025 marked a large wave of policy easing. Combined with attractive yields and US dollar depreciation, this provided the backdrop for the Bloomberg U.S. Aggregate Bond Index rising 1.5%.

The year 2025 was characterized by resilient economic growth, moderating inflation, and exceptionally strong financial market performance. Global GDP expanded by approximately 3.2%, while inflation continued to decline across most major economies.

Global equity markets delivered robust returns, led by technology and artificial intelligence-related companies, while international and emerging-market equities significantly outperformed expectations. Bond markets recovered strongly as interest rates fell, and precious metals produced some of the strongest returns of any asset class. Although challenges remained—including trade tensions, geopolitical uncertainty, and slowing growth in some regions—2025 ultimately proved to be a highly rewarding year for diversified investors and a testament to the resilience of the global economy.

Table 1: Major Indices - Quarterly and Annual Returns 2025

Index	Q1 2025	Q2 2025	Q3 2025	Q4 2025	2025
MSCI ACWI	- 1.3%	+ 11.5%	+ 7.6%	+ 3.3%	+ 22.3%
DJ US Total	- 4.9%	+ 11.1%	+ 8.2%	+ 2.4%	+ 17.1%
S&P 500	- 4.4%	+ 10.8%	+ 8.0%	+ 2.6%	+ 17.4%
MSCI ACWI Ex-US	+ 5.2%	+ 12.0%	+ 6.9%	+ 5.1%	+ 32.4%
MSCI EAFE	+ 6.9%	+ 11.8%	+ 4.8%	+ 4.9%	+ 31.2%
MSCI Emerging Markets	+ 2.9%	+ 12.0%	+ 10.6%	+ 4.7%	+ 33.6%
FTSE WGBI	+ 2.6%	+ 4.6%	+ 0.2%	+ 0.1%	+ 7.5%
S&P Natural Resources	+ 7.1%	- 1.9%	+ 11.7%	+ 3.2%	+ 21.1%
HFRI Composite	- 0.4%	+ 3.2%	+ 4.2%	+ 3.1%	+ 10.5%

Source: Mercer Investment Metrics

REPORT OF THE BOARD OF TRUSTEES
(Continued)

Management of the Portfolio

The Trust Fund is an institutional endowment fund that manages the portfolio with the long-term focus necessary to achieve the mandate of funding the Court and the Commission in perpetuity. The strategic asset allocation of the portfolio has been structured, with assistance from the services provided by the Trust Fund's investment advisor, Mercer Investment Consulting LLC, to attain a target rate of return over the long-term within acceptable risk parameters, and is diversified across a selection of growth, risk-reducing and inflation-protection asset classes. The strategic asset allocation comprises the long-term investment weightings for these core asset classes which best suit the goals and constraints of the Trust Fund. The weightings take into account the expected returns, volatility, behaviour of, and correlations amongst, these assets through full market cycles. The strategic portfolio allocation is biased toward public equities because of the Trust Fund's need to meet current and future spending requirements of the Court and Commission while maintaining liquidity to fund current operations.

The target mix of assets may deviate from the strategic allocation from time to time, as the Trust Fund seeks to adjust the portfolio to take advantage of shorter-term market conditions, without losing sight of the longer-term objective. The portfolio allocation as at December 31, 2025 is provided in Chart 2 below:

Chart 2: Portfolio Asset Composition as of December 31, 2025 (%)

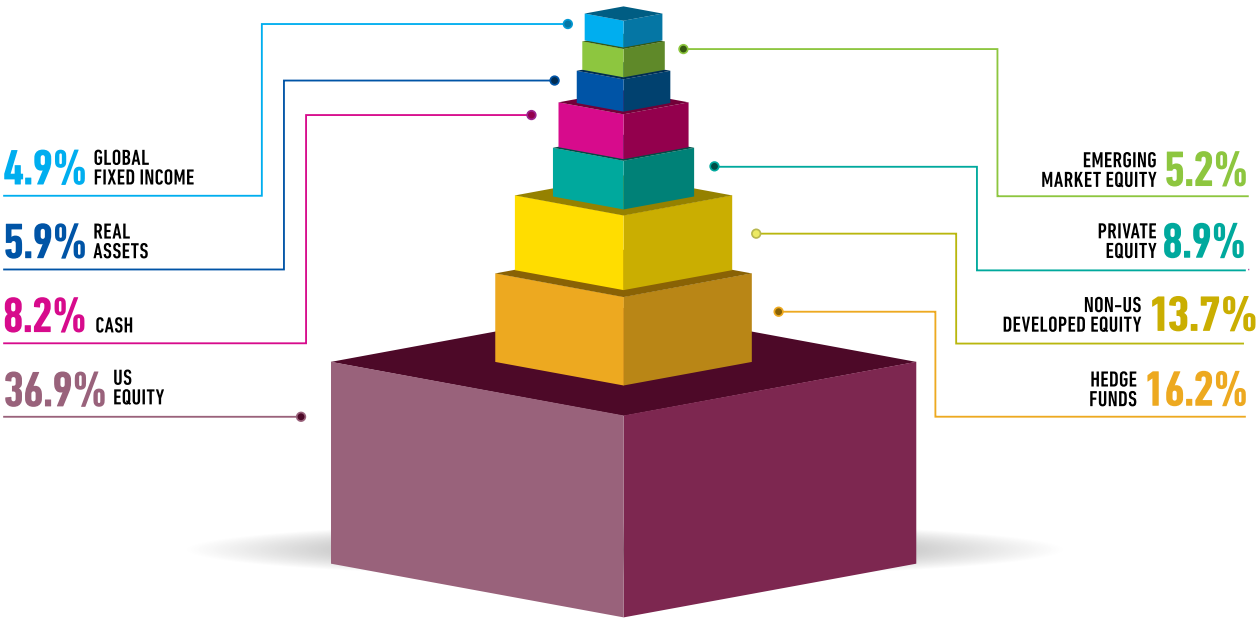

REPORT OF THE BOARD OF TRUSTEES
(Continued)

Consistent with the long-term strategic asset allocation, equities, made up of US, non-US developed markets, and emerging markets, comprise the majority of the portfolio. This allocation was structured to optimise, over the long-term, the probability of achieving the target rate of return, whilst being cognizant of the need to maintain appropriate risk constraints to protect the capital of the fund. The target mix among the different sub-sectors in equities is primarily determined from medium-term return expectations based on valuations versus historical norm, prevailing economic and geopolitical conditions, and current business cycle. The Trust Fund recognises that certain equity markets are highly efficient, but seeks to pursue active management strategies in other equity markets or niche sectors within efficient markets, to enhance the potential for additional net return each year. The Trust Fund is mindful of the need to control costs, and adopts an optimal mix of passive strategies and active, high conviction strategies in this regard.

Hedge fund of funds investments are expected to continue to fulfil a critical role in risk reduction without significantly sacrificing return in the long run, as these investments remain less than perfectly correlated with equities. Hedge funds have the potential to create value through active management across different asset classes, and continue to be preferred compared to other risk-reducing assets (cash, fixed income) because of, amongst other factors, the portfolio's need to maintain the purchasing power of its capital.

Private equity is expected to continue to contribute positively to return in the long run, as the existing diversified portfolio of private equity investments progresses to the mature stage. The Trust Fund has ceased adding to its existing private equity funds of funds portfolio because of the estimated longevity of the portfolio under projected payout ratios in comparison to the typical life cycle of a private equity fund investment.

Real assets, which include oil, gas, as well as real estate, timber, gold, and other commodities, are viewed as an inflation protection hedge within the portfolio. The return of global economic growth, and consequent inflation, in response to aggressive fiscal stimulus plans and accommodative monetary policy measures continue to support the inclusion of inflation protection assets in the portfolio over the long-term.

The Trust Fund has consistently adopted a disciplined approach to rebalancing the portfolio in scenarios of increasing asset prices, while maintaining the long-term focus of the Fund. This disciplined process is a cornerstone of prudent investing and will continue to provide the benefit of crystallising unrealised gains, whilst potentially reducing volatility in the Fund's returns, and portfolio risk. In this way, by reinvesting proceeds in asset classes which target capital preservation, the Trust Fund may maintain a balanced approach to its growth objective.

Historical Portfolio Returns

The benefits of maintaining a diversified strategic long-term asset allocation have been proven throughout the varying market conditions experienced since inception. The year 2025 was one which began with considerable turbulence as financial markets dealt with global trade tensions and required consistent monitoring and assessment; by staying the course the Trust Fund was rewarded with a return of 15.8% for the year. Most asset classes closed the year with positive returns as highlighted in the index returns provided in Table 1 above. The return of 15.8% in 2025 brought the compounded annual return and cumulative net returns since inception (April 2005) to +6.3% p.a. and +257.2% respectively.

The continuing commitment to the long-term allocation has rewarded the Trust Fund with positive returns in fifteen of the twenty full calendar years of existence (2006 to 2025), with returns exceeding 9% in thirteen of the fifteen positive years. The annual rates of return earned by the portfolio for the complete calendar years since inception are shown in Table 2. All returns in this report are stated net of investment management expenses, consistent with industry standards.

REPORT OF THE BOARD OF TRUSTEES
(Continued)

Table 2: Historical Fund Returns

January 1 to December 31	Period Return	Compound Annual Return from Inception
2006	+ 10.4%	+ 9.3%
2007	+ 9.2%	+ 9.3%
2008	- 19.5%	+ 0.7%
2009	+ 15.9%	+ 3.5%
2010	+ 10.3%	+ 4.7%
2011	- 1.8%	+ 3.7%
2012	+ 10.1%	+ 4.5%
2013	+ 12.2%	+ 5.4%
2014	+ 1.6%	+ 5.0%
2015	- 3.4%	+ 4.2%
2016	+ 5.0%	+ 4.2%
2017	+ 17.2%	+ 5.2%
2018	- 5.3%	+ 4.4%
2019	+ 17.0%	+ 5.2%
2020	+12.8%	+ 5.7%
2021	+16.1%	+ 6.3%
2022	- 10.6%	+ 5.2%
2023	+11.8%	+5.6%
2024	+11.8%	+5.9%
2025	+15.8%	+6.3%

Movement in Fund Balance

The balance of the Fund as at December 31, 2024 was US$77,051,886. The annual return of +15.8%, and consequent increase in fair value of investments, outweighed the draw of the disbursements to the Court and the Commission for the financial year 2025. The result was a net increase in the market value of the fund after disbursements from US$77,051,886 at the start of the year to end 2025 at US$80,844,914. After deducting amounts due to the Court with respect to non-judicial staff pensions, the net balance of the fund at the end of the financial year 2025 was US$73,367,914.

REPORT OF THE BOARD OF TRUSTEES
(Continued)

Table 3: Statement of Movement in Fund Balance – 2025, 2024 and From Inception (April 2005)

	2025	2024	April 2005 to Dec-25
Opening Fund Balance	**77,051,886**	**76,020,338**	**100,946,142**
Additional Contributions	-	-	13,121,518
	77,051,886	76,020,338	114,067,660
Interest & Dividends	871,083	885,155	26,892,857
Realised Gains/(Losses)	2,239,860	1,316,294	38,481,242
Net Gain/(Loss) in Fair Value on Investments	8,303,193	6,454,824	43,975,562
Investment Income	11,414,136	8,656,273	109,349,661
Investment Management Expenses	(211,400)	(255,200)	(6,834,586)
Net Investment Income	11,202,736	8,401,073	102,515,075
Trust Fund Administrative Expenses	(388,278)	(409,224)	(11,916,858)
Net Gain/(Loss) in Fund Before Disbursements	**10,814,458**	**7,991,849**	**90,598,217**
Disbursements to Court & Commission	(7,166,136)	(7,080,994)	(128,657,145)
Net Receipts from Court & Commission	144,706	120,693	4,836,182
Net Change in Fund Balance (excluding additional Contributions	3,793,028	1,031,548	(33,222,746)
Fund Balance @ December 31	**80,844,914**	**77,051,886**	**80,844,914**
Due to Court re non-judicial staff pensions	(7,477,000)	(6,580,000)	(7,477,000)
Closing Net Fund Balance	**73,367,914**	**70,471,886**	**73,367,914**

The Trust Fund recorded net Realised Gains of US$2,239,860 crystallising mark to market gains during the year on assets for which there had been a significant increase in market value.

Administrative expenses showed a 5% decrease, from US$409,224 to US$388,278. The ratio of investment management expenses plus administrative expenses of the Trust Fund expressed as a percentage of the fund balance was 0.78%, lower than historical levels, mainly due to reduced staff expenses brought about from a rationalisation exercise undertaken from 2019 to 2021, leading to a decline in the average ratio applicable since inception from 1.06% in 2019 to 0.98% in 2025, even as the average portfolio balance remained flat, moving slightly from US$80.4 million to US$80.8 million over the same period, after accounting for investment returns, disbursements and expenses. The ratio is below expense ratios for international endowment funds.

The Fund recorded a Net Gain before Disbursements of US$10,814,458 for the financial year. This increased the cumulative Net Gain in the Fund before Disbursements since inception to US$90,598,217.

REPORT OF THE BOARD OF TRUSTEES
(Continued)

Disbursements to fund the expenses of the Court and the Commission amounted to US$7,166,136 in the financial year ended December 31, 2025, bringing cumulative disbursements since inception to US$128,657,145, representing a cumulative disbursement of 112.8% of the total capital received. The Trust Fund received US$144,706 from the Court during the financial year which comprised net remittances pertaining to non-judicial staff pensions held on behalf of the Court.

The Fund experienced a net positive change in 2025, after disbursements and total expenses, of US$3,793,028, resulting in a balance of US$80,844,914 at the end of the financial year.

Outlook for 2026

The 2026 financial market outlook is characterized by a constructive yet volatile backdrop, with global growth projected to slow modestly to 3.0%. While inflation remains sticky and geopolitical tensions persist, massive corporate investments in Artificial Intelligence (AI) and supportive central bank policies continue to drive equity earnings and market resilience.

After an uncertain start arising out of the US-Iran conflict which began in March 2026, markets and economies have held up well thus far despite geopolitical shocks, policy uncertainty and rising inflation. Global growth remains close to trend, supported by consumer spending, business investment, productivity gains and strong corporate profits. Strong earnings in the United States and emerging markets can support a wider set of opportunities across regions and sectors. Tighter monetary policy should keep bond yields high, creating opportunities to earn income. Long-term themes remain compelling as AI is driving demand for energy, infrastructure and broader economic change and rising investment in defense, national security and energy infrastructure create long-term potential return opportunities. With risks remaining in the background, a disciplined approach to portfolio management remains necessary in 2026.

Summary

The Trustees continue to manage the assets of the Trust Fund in keeping with its stated investment philosophy and the long-term objective of funding the Court and the Commission in perpetuity. In 2025, the Trustees remained cognizant of the long-term goal, whilst positioning the portfolio appropriately to meet liquidity requirements and also benefit from potential available in equity markets.

Contributions received from the participating Member Governments and the Government of the Commonwealth of the Bahamas have amounted to US$114,067,660 since inception. After total net disbursements to the Court and the Commission of US$128,657,145 and total expenses of the Trust Fund of US$18,751,444 since inception, the balance of the Fund as at December 31, 2025 is US$80,844,914.

The Trust Fund recorded a return of 15.8% for 2025, which brought the annualised and cumulative net returns since inception (April 2005) to +6.3% p.a. and +257.2% respectively.

The importance of maintaining a diversified long-term strategic asset allocation has been proven throughout the varying market conditions experienced since the Trust Fund's inception in 2005. The Trust Fund's portfolio is appropriately spread across different asset classes, and the resultant diversification effect reduces the inherent risk of the portfolio. The Board of Trustees remains confident that the strategic asset allocation of the portfolio will enhance the probability of success in achieving the Trust Fund's long-term objectives, despite potential variability in annual returns.

Appreciation

I would like to thank the Board of Trustees and its various Committees, for continuing to employ a prudent and proactive approach in guiding the Trust Fund along the path of fulfilling its long-term objective. The Board would like to record appreciation for the continued contribution of our independent investment adviser, Mercer Investment Consulting LLC. The Board would also like to extend appreciation to the management and staff of the Trust Fund for their continued diligence and professional commitment throughout the year.

Dr. Linton A. Lewis
Chairman

STATEMENT OF MANAGEMENT'S RESPONSIBILITIES

Management is responsible for the following:

- Preparing and fairly presenting the accompanying financial statements of the Caribbean Court of Justice Trust Fund ("the Fund"), which comprise the statement of financial position as at 31 December 2025, the statement of comprehensive income, statement of changes in fund balance and statement of cash flows for the year then ended, and notes to the financial statements, including material accounting policy information;
- Ensuring that the Fund keeps proper accounting records;
- Selecting appropriate accounting policies and applying them in a consistent manner;
- Implementing, monitoring and evaluating the system of internal controls that assures security of the Fund's assets, detection/prevention of fraud, and the achievement of operational efficiencies for the Fund;
- Ensuring that the system of internal controls operated effectively during the reporting period;
- Producing reliable financial reporting that comply with laws and regulations; and
- Using reasonable and prudent judgement in the determination of estimates.

In preparing these financial statements, management utilised the IFRS Accounting Standards, as issued by the International Accounting Standards Board and adopted by the Institute of Chartered Accountants of Trinidad and Tobago. Where IFRS Accounting Standards presented alternative accounting treatments, management chose those considered most appropriate in the circumstances.

Nothing has come to the attention of management to indicate that the Fund will not remain a going concern for the next twelve months from the reporting date; or up to the date the accompanying financial statements have been authorised for issue, if later.

Management affirms that it has carried out its responsibilities as outlined above.

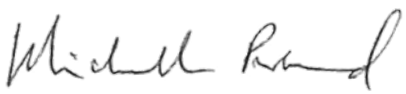

Executive Officer
3 August 2026



Accountant
3 August 2026

INDEPENDENT AUDITOR'S REPORT TO THE TRUSTEES OF CARIBBEAN COURT OF JUSTICE TRUST FUND

Report on the Audit of the Financial Statements

Opinion

We have audited the financial statements of the Caribbean Court of Justice Trust Fund ("the Fund"), which comprise the statement of financial position as at 31 December 2025, and the statement of comprehensive income, statement of changes in fund balance and statement of cash flows for the year then ended, and notes to the financial statements, including material accounting policy information.

In our opinion, the accompanying financial statements present fairly, in all material respects, the financial position of the Fund as at 31 December 2025 and its financial performance and its cash flows for the year then ended in accordance with IFRS Accounting Standards.

Basis for Opinion

We conducted our audit in accordance with International Standards on Auditing (ISAs). Our responsibilities under those standards are further described in the *Auditor's Responsibilities for the Audit of the Financial Statements* section of our report. We are independent of the Fund in accordance with the International Ethics Standards Board for Accountants' International Code of Ethics for Professional Accountants (including International Independence Standards) (IESBA Code) as applicable to audits of public interest entities, together with ethical requirements that are relevant to audits of financial statements of public interest entities in Trinidad and Tobago. We have fulfilled our other ethical responsibilities in accordance with the IESBA Code. We believe that the audit evidence we have obtained is sufficient and appropriate to provide a basis for our opinion.

Other information included in the Fund's 2025 Annual Report

Other information consists of the information included in the Fund's 2025 Annual Report, other than the financial statements and our auditor's report thereon. Management is responsible for the other information. The Fund's 2025 Annual Report is expected to be made available to us after the date of this auditor's report.

Our opinion on the financial statements does not cover the other information and we will not express any form of assurance conclusion thereon.

In connection with our audit of the financial statements, our responsibility is to read the other information identified above when it becomes available and, in doing so, consider whether the other information is materially inconsistent with the financial statements or our knowledge obtained in the audit or otherwise appears to be materially misstated.

Responsibilities of Management and the Audit Committee for the Financial Statements

Management is responsible for the preparation and fair presentation of the financial statements in accordance with IFRS Accounting Standards, and for such internal control as management determines is necessary to enable the preparation of financial statements that are free from material misstatement, whether due to fraud or error.

INDEPENDENT AUDITOR'S REPORT TO THE TRUSTEES OF CARIBBEAN COURT OF JUSTICE TRUST FUND

(Continued)

Responsibilities of Management and the Audit Committee for the Financial Statements (Continued)

In preparing the financial statements, management is responsible for assessing the Fund's ability to continue as a going concern, disclosing, as applicable, matters related to going concern and using the going concern basis of accounting unless management either intends to liquidate the Fund or to cease operations, or has no realistic alternative but to do so.

The Audit Committee is responsible for overseeing the Fund's financial reporting process.

Auditor's Responsibilities for the Audit of the Financial Statements

Our objectives are to obtain reasonable assurance about whether the financial statements as a whole are free from material misstatement, whether due to fraud or error, and to issue an auditor's report that includes our opinion. Reasonable assurance is a high level of assurance, but is not a guarantee that an audit conducted in accordance with ISAs will always detect a material misstatement when it exists. Misstatements can arise from fraud or error and are considered material if, individually or in the aggregate, they could reasonably be expected to influence the economic decisions of users taken on the basis of these financial statements.

As part of an audit in accordance with ISAs, we exercise professional judgment and maintain professional skepticism throughout the audit. We also:

- Identify and assess the risks of material misstatement of the financial statements, whether due to fraud or error, design and perform audit procedures responsive to those risks, and obtain audit evidence that is sufficient and appropriate to provide a basis for our opinion. The risk of not detecting a material misstatement resulting from fraud is higher than for one resulting from error, as fraud may involve collusion, forgery, intentional omissions, misrepresentations, or the override of internal control.

- Obtain an understanding of internal control relevant to the audit in order to design audit procedures that are appropriate in the circumstances, but not for the purpose of expressing an opinion on the effectiveness of the Fund's internal control.

- Evaluate the appropriateness of accounting policies used and the reasonableness of accounting estimates and related disclosures made by management.

INDEPENDENT AUDITOR'S REPORT TO THE TRUSTEES OF CARIBBEAN COURT OF JUSTICE TRUST FUND

(Continued)

Auditor's Responsibilities for the Audit of the Financial Statements (Continued)

As part of an audit in accordance with ISAs, we exercise professional judgment and maintain professional skepticism throughout the audit. We also: (continued)

- Conclude on the appropriateness of management's use of the going concern basis of accounting and based on the audit evidence obtained, whether a material uncertainty exists related to events or conditions that may cast significant doubt on the Fund's ability to continue as a going concern. If we conclude that a material uncertainty exists, we are required to draw attention in our auditor's report to the related disclosures in the financial statements or, if such disclosures are inadequate, to modify our opinion. Our conclusions are based on the audit evidence obtained up to the date of our auditor's report. However, future events or conditions may cause the Fund to cease to continue as a going concern.

- Evaluate the overall presentation, structure and content of the financial statements, including the disclosures, and whether the financial statements represent the underlying transactions and events in a manner that achieves fair presentation.

We communicate with the Audit Committee regarding, among other matters, the planned scope and timing of the audit and significant audit findings, including any significant deficiencies in internal control that we identify during our audit.



Port of Spain,
TRINIDAD:
4 August 2026

STATEMENT OF FINANCIAL POSITION AS AT 31 DECEMBER 2025

	Notes	2025 US$	2024 US$
Assets			
Cash and cash equivalents	4	6,656,830	3,985,635
Sundry receivables and prepayments		6,582	6,289
Interest receivable		38,035	38,025
Other assets		12,358	7,233
Investments at fair value through profit or loss	6	74,159,651	73,065,581
Property and equipment	8	31,098	31,323
Total assets		80,904,554	77,134,086
Liabilities			
Accounts payable and accrued expenses		59,640	82,200
Due to Court - Non-judicial staff pensions	16	7,477,000	6,580,000
Total liabilities		7,536,640	6,662,200
Total net assets		73,367,914	70,471,886
Fund balance			
Capital contributions	9	114,067,660	114,067,660
Accumulated deficit		(50,460,746)	(53,366,774)
Funds attributable to the Court and Commission		63,606,914	60,700,886
Judges' pensions reserve	17	9,761,000	9,771,000
Total fund balance		73,367,914	70,471,886

The accompanying notes form an integral part of these financial statements.

These financial statements were approved by the Board of Trustees and authorised for issue on 3 August, 2026 and are signed on its behalf by:



: Trustee

: Trustee

STATEMENT OF COMPREHENSIVE INCOME FOR THE YEAR ENDED 31 DECEMBER 2025

	Notes	2025 US$	2024 US$
Income			
Interest and other income		320,256	261,636
Dividends		551,031	623,884
Realised gain on investments at fair value through profit and loss		2,239,860	1,316,294
Net unrealised gain on investments at fair value through profit or loss		8,303,193	6,454,824
		11,414,340	8,656,638
Expenditure			
Staff costs		163,589	159,221
Investment management expenses		211,400	255,200
Board expenses	10	104,658	110,961
Property related expenses		48,099	49,379
General administrative expenses		40,444	55,148
Professional fees		24,272	25,364
Depreciation	8	7,216	9,151
		599,678	664,424
Net operating income for the year		10,814,662	7,992,214
Net foreign exchange loss		(204)	(365)
Net income for the year		10,814,458	7,991,849
Other comprehensive income		–	–
Total comprehensive income for the year		10,814,458	7,991,849

The accompanying notes form an integral part of these financial statements.

STATEMENT OF CHANGES IN FUND BALANCE FOR THE YEAR ENDED 31 DECEMBER 2025

	Capital Contributions US$	Accumulated deficit US$	Funds attributable to the Court and Commission US$	Judges' pensions reserve US$	Total Fund balance US$
Balance as at 1 January 2024	114,067,660	(54,768,322)	59,299,338	10,908,000	70,207,338
Total comprehensive income for the year	–	7,991,849	7,991,849	–	7,991,849
Change in accumulated value due to Court (Note 16)	–	(646,307)	(646,307)	–	(646,307)
Transfer from Judges' pensions reserve (Note 2.3(i))	–	1,137,000	1,137,000	(1,137,000)	–
Transfers to the Court (Note 18)	–	(7,080,994)	(7,080,994)	–	(7,080,994)
Balance at 31 December 2024	114,067,660	(53,366,774)	60,700,886	9,771,000	70,471,886
Balance as at 1 January 2025	114,067,660	(53,366,774)	60,700,886	9,771,000	70,471,886
Total comprehensive income for the year	–	10,814,458	10,814,458	–	10,814,458
Change in accumulated value due to Court (Note 16)	–	(752,294)	(752,294)	–	(752,294)
Transfer from Judges' pensions reserve (Note 2.3(i))	–	10,000	10,000	(10,000)	–
Transfers to the Court (Note 18)	–	(7,166,136)	(7,166,136)	–	(7,166,136)
Balance at 31 December 2025	114,067,660	(50,460,746)	63,606,914	9,761,000	73,367,914

The accompanying notes form an integral part of these financial statements.

STATEMENT OF CASH FLOWS FOR THE YEAR ENDED 31 DECEMBER 2025

	Note	2025 US$	2024 US$
Operating activities			
Net income for the year		10,814,458	7,991,849
Adjustments to reconcile net income to net cash flows:			
Depreciation	8	7,216	9,151
Interest income		(320,089)	(252,881)
Dividend income		(551,031)	(623,884)
Net foreign exchange gain		8	–
Net realised and unrealised gains on investments		(10,543,053)	(7,771,118)
(Increase)/decrease in sundry receivables, prepayments and other assets		(5,418)	5,199
(Decrease)/increase in accounts payable and accrued expenses		(22,560)	15,530
Other non-cash movements included in net income		(3,443)	(7,065)
Purchase of investments		(8,255,850)	(9,923,495)
Redemption of investments		17,754,872	18,668,700
		8,875,110	8,111,986
Interest received		273,483	261,362
Dividends received		551,031	623,884
Net cash flows from operating activities		9,699,624	8,997,232
Investing activities			
Purchase of property and equipment	8	(6,999)	(1,564)
Net cash flows used in investing activities		(6,999)	(1,564)

STATEMENT OF CASH FLOWS
FOR THE YEAR ENDED 31 DECEMBER 2025
(Continued)

	Note	2025 US$	2024 US$
Financing activities			
Funds received from the Court re:			
non-judicial staff pensions	16	144,706	120,693
Transfers to the Court	18	(7,166,136)	(7,080,994)
Net cash flows used in financing activities		(7,021,430)	(6,960,301)
Net increase in cash and cash equivalents		2,671,195	2,035,367
Cash and cash equivalents at beginning of the year		3,985,635	1,950,268
Cash and cash equivalents at end of the year	4	6,656,830	3,985,635

The accompanying notes form an integral part of these financial statements.

NOTES TO THE FINANCIAL STATEMENTS FOR THE YEAR ENDED 31 DECEMBER 2025

1. General information and principal activities

The Caribbean Court of Justice Trust Fund (the Trust Fund) was established by the CARICOM Heads of Government (the Members) in accordance with the "Revised Agreement establishing the Caribbean Court of Justice Trust Fund" (the Agreement) effective 27 January 2004. The Board of Trustees (the Trustees or Board) was inaugurated at its first Meeting on 22 August 2003, and operations commenced on 1 May 2004.

The Trust Fund operates as a legal entity under the Agreement which is registered in accordance with the provisions of Article 102 of the Charter of the United Nations. The Trust Fund is not amenable to the jurisdiction of any one sovereign state. It is domiciled in the Republic of Trinidad and Tobago, and its registered office is at 22 Cornelio Street, Woodbrook, Port of Spain, Trinidad and Tobago. During the year, the Trust Fund's staff complement of three (3) members remained unchanged.

The Agreement establishes certain privileges and immunities to enable the Trust Fund and its Officers to discharge its duties and responsibilities. In accordance with Article XII of the Agreement the Trust Fund, its assets, property, income and its operations and transactions are exempt in its country of domicile (Trinidad and Tobago) from all taxation, all customs duties on goods imported for its official use and all other imposts. The privileges and immunities are encompassed in the Headquarters Agreement established with the Government of Trinidad and Tobago.

The purpose of the Trust Fund is to provide the resources necessary to finance the capital and operating budget of the Caribbean Court of Justice (the Court) and the Regional Judicial and Legal Services Commission (the Commission) in perpetuity. Its principal activity is the management of an endowment fund. The investment objective is to seek medium to long-term capital growth through investment in a diversified portfolio of tax-efficient international instruments, including equity and equity-related instruments, alternative investment securities and fixed income, in order to produce an optimal net long-term rate of return with reasonable security of capital.

The Trust Fund has engaged Mercer Investment Consulting LLC as independent Investment Adviser. The Trust Fund's Custodian is State Street Bank and Trust Company.

Management has prepared its financial statements on the basis that it will continue to operate as a going concern.

2. Material accounting policies

The material accounting policies applied in the preparation of these financial statements are set out below. These policies have been consistently applied to all the years presented, unless otherwise stated.

2.1 Basis of preparation

These financial statements are presented in US dollars (US$), the Trust Fund's functional and presentation currency, and have been prepared in accordance with IFRS Accounting Standards on a historical cost basis, except for financial assets measured at fair value through profit or loss.

NOTES TO THE FINANCIAL STATEMENTS FOR THE YEAR ENDED 31 DECEMBER 2025

(Continued)

2. Material accounting policies (continued)

2.2 Changes in accounting policies and disclosures

Changes in accounting policies and disclosures

(i) New standards and amendments/revisions to published standards and interpretations effective in 2025

In the current year, the Trust Fund has applied the following amendments issued by the International Accounting Standards Board ('IASB') that are mandatorily effective for the accounting period commencing 1 January 2025:

- Lack of exchangeability – Amendments to IAS 21

The amendments listed above did not have any impact on the amounts recognised in prior periods and are not expected to significantly affect the current or future periods.

(ii) New standards and amendments/revisions to published standards and interpretations effective in 2025 but not applicable to the Trust Fund

Except for 2.2(i) above, there were no other new or amended IFRS Accounting Standards or IFRIC Interpretations that became effective during the year and were not applicable to the Trust Fund.

(iii) New standards, interpretations and revised or amended standards that are not yet effective and have not been early adopted by the Trust Fund

The following is a list of new IFRS Accounting Standards, interpretations and amendments that are not yet effective for annual periods beginning on 1 January 2025 and which have not been early adopted by the Trust Fund. Management is currently evaluating the impact of adoption, but does not anticipate there would be a material impact on the Trust Fund's financial statements.

Effective 1 January 2026:

- Classification and Measurement of Financial Instruments – Amendments to IFRS 9 and IFRS 7
- Contracts Referencing Nature-dependent Electricity – Amendments to IFRS 9 and IFRS 7

Effective 1 January 2027:

- IFRS 18 Presentation and Disclosure in Financial Statements
- IFRS 19 Subsidiaries without Public Accountability: Disclosures
- Translation to a Hyperinflationary Presentation Currency – Amendments to IAS 21

Effective date deferred indefinitely:

- Sale or Contribution of Assets between an investor and its Associate or Joint Venture – Amendments to IFRS 10 and IAS 28

NOTES TO THE FINANCIAL STATEMENTS FOR THE YEAR ENDED 31 DECEMBER 2025

(Continued)

2. Material accounting policies (continued)

2.3 Summary of Material accounting policies

a) Cash and cash equivalents

Cash and cash equivalents consist of highly liquid investments with original maturities of three months or less and are carried at cost, which approximates fair value.

b) Financial instruments

In accordance with its business model (Refer to Note 6), the Trust Fund's financial instruments are classified as at fair value through profit or loss.

The Trust Fund's financial instruments are recognised in its statement of financial position when it becomes a party to the contractual obligation of the instrument.

Regular purchases and sales of investments are recognised on the trade date, i.e. the date on which the Trust Fund commits to purchase or sell the asset.

A financial asset is derecognised when the rights to receive the cash flows from the asset have expired or where all the risks and rewards of ownership of the asset have been transferred. A financial liability is derecognised when the obligation under the liability is discharged, cancelled or expires.

c) Financial assets

The Trust Fund's financial assets include investment securities, cash and cash equivalents (cash, money market accounts and income funds), interest receivable and other current assets.

IFRS 9 requires all financial assets, on initial recognition, to be classified as measured at either amortised cost or fair value, depending on the business model for managing the financial assets and the contractual cash flows. In accordance with its business model, the Trust Fund's financial assets are classified as at either:

- Amortised cost
- Fair value through profit or loss. (Refer to Note 6)

Initial recognition and subsequent measurement

The Trust Fund's financial assets are initially measured at fair value. All recognised financial assets are subsequently measured at either amortised cost or fair value depending on their classification.

Transaction costs that are directly attributable to the acquisition of financial assets classified at fair value through profit or loss are recognised immediately in profit or loss.

NOTES TO THE FINANCIAL STATEMENTS FOR THE YEAR ENDED 31 DECEMBER 2025

(Continued)

2. Material accounting policies (continued)

2.3 Summary of Material accounting policies (continued)

c) Financial assets (continued)

Initial recognition and subsequent measurement (continued)

If the asset is not subsequently measured at fair value through profit or loss, then the initial measurement is at fair value plus transaction costs that are directly attributable to the acquisition of the asset.

Reclassification

If the Trust Fund's business model for managing its financial assets changes, those assets must be reclassified. Such reclassification shall be applied prospectively from the reclassification date, and any previously recorded gains, losses or interest shall not be restated.

For financial assets measured at fair value which are reclassified, the fair value is determined at the reclassification date. Any gain or loss arising from a difference between the previous carrying amount and fair value is recorded in profit or loss.

For financial assets measured at amortised cost which are reclassified, the fair value at the reclassification date becomes its new carrying value.

Financial assets at fair value through profit or loss

In accordance with IFRS 9, financial assets in this category are those that are designated by management upon initial recognition or are mandatorily required to be measured at fair value through profit or loss (FVTPL).

Financial assets classified as at FVTPL are subsequently measured at fair value, with any gains or losses arising on re-measurement of fair value recognised in profit or loss, and reflected in the line item captioned "Net unrealised gain/(loss) in fair value on investments at fair value through profit or loss".

Debt instruments that do not meet the amortised cost criteria, or that meet the criteria, but the Trust Fund has chosen to designate as at fair value through profit or loss at initial recognition, are measured at FVTPL. Interest income on debt instruments at FVTPL is recognised in profit or loss under the line item captioned "Interest income".

Investments in equity instruments are mandatorily classified and measured at FVTPL. Equity investments that are held for trading must be measured at FVTPL. A financial asset is held for trading if:

NOTES TO THE FINANCIAL STATEMENTS FOR THE YEAR ENDED 31 DECEMBER 2025

(Continued)

2. Material accounting policies (continued)

2.3 Summary of Material accounting policies (continued)

c) Financial assets (continued)

Financial assets at fair value through profit or loss (continued)

i) it has been acquired principally for the purpose of selling it in the near term, or
ii) on initial recognition, it is part of a portfolio of identified financial instruments that the Trust Fund manages together and has evidence of a recent actual pattern of short-term profit taking.

For equity investments that are not held for trading, the Trust Fund may elect on initial recognition to designate those investments as at fair value through other comprehensive income (FVTOCI) and to present gains and losses on those instruments in other comprehensive income. No election of such has been made by the Trust Fund. Dividend income on investments in equity instruments at FVTPL is recognised in profit or loss under the line item captioned "Dividends".

d) Financial liabilities

The Trust Fund's financial liabilities include accounts payable and accrued expenses and amounts due to the Court.

Initial recognition and subsequent measurement

The Trust Fund's financial liabilities are initially measured at fair value and are subsequently measured at either FVTPL or at amortised cost. Transaction costs that are directly attributable to the issue of financial liabilities that are not at FVTPL, are deducted from the fair value of the financial liability. All financial liabilities are subsequently measured at amortised cost.

For changes in fair value of a financial liability designated at FVTPL which are attributable to changes in the credit risk of that liability, that part of a fair value change due to the Trust Fund's own credit risk will be recorded in other comprehensive income rather than in the income statement, unless this creates an accounting mismatch.

e) Fair value measurement

The Trust Fund measures its investments in financial instruments at fair value at each reporting date. Fair value related disclosures for financial instruments that are measured at fair value are reflected in Note 7.

Fair value is the price that would be received to sell an asset or paid to transfer a liability in an orderly transaction between market participants at the measurement date in the principal market or, in the absence of a principal market, in the most advantageous market to which the Trust Fund has access at that date. The fair value of a liability reflects the risk of its non-performance.

NOTES TO THE FINANCIAL STATEMENTS FOR THE YEAR ENDED 31 DECEMBER 2025

(Continued)

2. Material accounting policies (continued)

2.3 Summary of Material accounting policies (continued)

e) Fair value measurement (continued)

The fair value of an asset or liability is measured using the assumptions that market participants would use when pricing the asset or liability, assuming that market participants act in their economic best interest.

The fair value for financial instruments traded in organised financial markets is based on their quoted market prices for those instruments at the reporting date. A market is regarded as active if transactions for the asset or liability take place with sufficient frequency and volume to provide pricing information on an ongoing basis.

If there is no quoted price in an active market, and the instrument is not actively traded on recognised exchanges, fair value is determined using valuation techniques (e.g. discounted cash flow analysis or industry accepted valuation models) that maximise the use of relevant observable inputs and minimise the use of unobservable inputs. Where discounted cash flow techniques are used, future cash flows are based on best estimates and the discount rate is a market related rate at the reporting date for an instrument with similar terms and conditions. The chosen valuation technique incorporates all of the factors that market participants would take into account in pricing a transaction.

For financial reporting purposes, fair value measurements are categorised within the fair value hierarchy into Level 1, 2 or 3 based on the degree to which the inputs to the fair value measurements are observable and the significance of the inputs to the fair value measurement in its entirety (Refer to Note 7), which are summarised as follows:

- Level 1 inputs are quoted market prices (unadjusted) in active markets for identical instruments that can be accessed at the measurement date.
- Level 2 inputs are inputs, other than quoted prices included in Level 1, that are observable for the asset or liability, either directly or indirectly;
- Level 3 inputs are unobservable inputs for the asset or liability.

Transfers between levels of the fair value hierarchy are deemed to have occurred at the date of the event or change in circumstances during the reporting period.

NOTES TO THE FINANCIAL STATEMENTS FOR THE YEAR ENDED 31 DECEMBER 2025

(Continued)

2. Material accounting policies (continued)

2.3 Summary of Material accounting policies (continued)

f) Property and equipment

Property is stated at cost net of accumulated depreciation. Depreciation is provided for at rates expected to write off the cost of the assets over their estimated useful lives. Leasehold improvements are depreciated over the period of the lease.

Depreciation on all classes of property and equipment is computed as follows:

	Rate	Basis
Motor vehicles	25%	Reducing balance
Equipment, furniture and fittings	12 ½% - 50%	Straight line
Leasehold improvements		Straight line based on lease term

Gains and losses on disposal of property and equipment are determined by reference to their carrying amounts and are taken into account in determining net income. Costs of repairs are charged to profit or loss when the expenditure is incurred.

g) Operating lease

Short-term leases and leases of low-value assets

The Trust Fund has elected not to recognise right-of-use assets and lease liabilities for leases of low-value assets and short-term leases. The Trust Fund recognises the lease payments associated with these leases as an expense on a straight-line basis over the lease term consistent with the accounting guidelines for operating leases under IFRS 16. Operating leases are leases that do not transfer substantially all the risks and rewards of ownership to the lessee.

The Trust Fund has entered into a one year operating lease for the occupation of its registered office. Either party has the option to terminate the agreement by serving notice in writing without incurring more than an insignificant penalty.

NOTES TO THE FINANCIAL STATEMENTS FOR THE YEAR ENDED 31 DECEMBER 2025

(Continued)

2. Material accounting policies (continued)

2.3 Summary of Material accounting policies (continued)

h) Capital contributions

Members' contributions are accounted for on an accruals basis. Third party contributions have been received from the Government of the Commonwealth of the Bahamas which is not a participant in the Court. As described in Note 9, it was agreed amongst the Members that the Government of the Commonwealth of the Bahamas will make such contributions in accordance with Article IV of the "Revised Agreement Establishing the Caribbean Court of Justice Trust Fund".

i) Court and Commission pensions

Non-Judicial Staff pensions

The Court provides its non-judicial staff and the staff of the Commission with a defined contribution pension plan that includes a defined investment return based on the performance of two market indices. Under this plan, the employees of the Court and the Commission make contributions which are deducted from their salaries, together with employer contributions from the Court and the Commission.

These contributions are remitted to the Trust Fund by the Court quarterly and upon receipt the Trust Fund records a liability under the heading 'Due to Court - Non-judicial staff pensions' (refer to Note 16).

The Court has engaged Bacon Woodrow & de Souza Limited as independent administrator to provide data and benefit administration services for the Pension Plan. Balances accumulated under this plan are calculated by the administrator on behalf of the Court and the Commission, in accordance with an agreed formula between the Court and the Commission and their employees. The administrator advises the Court and the Commission of the accumulated amounts at the end of each financial year.

Based on the administrator's report, the Trust Fund records any resulting change in accumulated values against the amount shown as 'Due to Court - Non-judicial staff pensions'.

When a staff member reaches retirement, the Court's actuary will determine the pension entitlement for that employee based on their accumulated balance using appropriate actuarial assumptions. The Trust Fund will, at the request of the Court, provide to the Court the funds necessary to pay the pension for each employee on this basis. These amounts are treated as distributions from the heading 'Due to Court - Non-judicial staff pensions' and are accounted for when disbursements are made.

NOTES TO THE FINANCIAL STATEMENTS FOR THE YEAR ENDED 31 DECEMBER 2025

(Continued)

2. Material accounting policies (continued)

2.3 Summary of Material accounting policies (continued)

i) Court and Commission pensions (continued)

Judges' pensions

The Court provides its judges with a defined benefit pension plan and has engaged KR Services Limited to provide independent actuarial services for the plan. An actuarial valuation is obtained by the Court at the end of each financial year in respect of the pension arrangements for its judges (refer to Note 17). The Trust Fund pays the pension obligations of the Court for judges as they fall due. These amounts are not recorded as a liability of the Trust Fund, and are treated as distributions out of the fund balance and accounted for when disbursements are made. A Judges' pensions reserve has been created which reflects the defined benefit pension obligation due to Judges as at the end of each financial year as determined by the Actuary. Changes in the reserve account are treated as an appropriation of accumulated deficit/retained earnings and is included as a separate component of the fund balance.

j) Transfers to/from the Court

The Court submits biennial budgets in relation to the expenditure requirements of the Court and the Commission. These projections are considered by the Board of Trustees and, after consultation, the necessary financing is remitted to the Court upon request.

Disbursement requests made by the Court include pension payments for judges. These amounts are treated as distributions out of the fund balance and are accounted for when disbursement requests by the Court are made, after approval by the Board of Trustees.

Funds surplus to the Court's requirements in any year may be returned to the Trust Fund. These funds are treated as credits to the fund balance, and accounted for when remitted by the Court (refer to Note 18).

k) Revenue and expenditure

Income and expenditure are accounted for on the accruals basis. Interest income relates to income recognised on investments measured at FVTPL using contractual interest rate. It includes coupons earned on fixed income investments, as well as accrued discounts on treasury bills and other discounted investments.

Dividend income is recognised when the right to receive the income is established, usually the ex-dividend date.

Net realised/unrealised gain/(loss) on financial assets designated at FVTPL is recognised on the sale of investments and their change in fair values.

NOTES TO THE FINANCIAL STATEMENTS FOR THE YEAR ENDED 31 DECEMBER 2025

(Continued)

2. Material accounting policies (continued)

2.3 Summary of Material accounting policies (continued)

l) Foreign currency translation

The financial statements are presented in United States dollars, which is the functional and presentation currency of the Fund. Transactions in foreign currencies including Trinidad and Tobago currency are translated at exchange rates at the date of the transaction. Monetary assets and liabilities denominated in foreign currencies are retranslated at the closing rate at the reporting date and any gains or losses arising are taken to the statement of comprehensive income.

Non-monetary items that are measured in terms of historical cost in foreign currencies are translated using the exchange rate at the date of the initial transaction. Non-monetary items measured at fair value in a foreign currency are translated at the exchange rates at the date the fair value was determined. Foreign exchange gains or losses thus arising are recognised consistently with the fair value gains or losses, directly in the fund balance or the statement of profit or loss and comprehensive income as appropriate.

m) Taxation

The Trust Fund is exempt from all forms of taxation in Trinidad and Tobago, its country of domicile, including taxes on interest income, dividends and capital gains, as well as withholding taxes. Dividend income in some jurisdictions is subject to withholding taxes which are deducted at the source of the income. Dividend income is reflected net of withholding taxes where applicable.

3. Significant accounting judgements and estimates

The preparation of financial statements in conformity with IFRS Accounting Standards requires management to make certain significant estimates, assumptions and judgements that affect amounts reported in the financial statements and accompanying disclosures. Actual results could differ from these estimates. Management has made the following judgements in the application of accounting policies which may have the most significant effect on the amounts reported in the financial statements.

Fair value of financial instruments

For financial instruments that trade infrequently and have little price transparency, fair value requires varying degrees of judgement depending on liquidity, concentration, uncertainty of market factors, pricing assumptions and other risks affecting the specific instrument. The fair value of the financial instruments is determined using a variety of valuation techniques that included the use of valuation models. The inputs for these models are taken from observable markets where possible, but where this is not feasible, estimation is required to establish fair values. These estimates included considerations of liquidity, credit risk and volatility.

NOTES TO THE FINANCIAL STATEMENTS FOR THE YEAR ENDED 31 DECEMBER 2025

(Continued)

3. Significant accounting judgements and estimates (continued)

Fair value of financial instruments (continued)

Changes in assumptions about these factors could affect the reported fair value of financial instruments in the statement of financial position and the level where the instruments is disclosed in the fair value hierarchy. Information about the valuation techniques and inputs used in determining the fair values are disclosed in Note 7.

Classification of investments

Management evaluates at the time of acquisition of its financial instruments whether they should be classified as at amortised cost, FVTPL or FVTOCI. Management has considered the detailed criteria for determination of such classification, including its business model (Refer to Note 6), and is satisfied that its investments are properly classified as at FVTPL.

4. Cash and cash equivalents	**2025 US$**	**2024 US$**
Cash at bank	49,487	53,160
Money market accounts	3,385,428	3,920,956
Income funds	3,221,915	11,519
	6,656,830	3,985,635

5. Fair values of financial instruments

The Trust Fund determines the fair value of all financial assets and liabilities at the reporting date and separately discloses this information where these fair values are different from carrying amounts. The fair values of the Trust Fund's financial assets are included at the amount at which the instrument could be exchanged in a current transaction between willing parties, other than in a forced or liquidation sale.

For financial assets and liabilities that are liquid or have a maturity of less than three months, the carrying value is deemed to approximate their fair values due to the short-term maturities of those instruments. These comprise cash and cash equivalents, interest receivable, other current assets, sundry receivables and prepayments, accounts payable, and other current liabilities.

The carrying values of the financial instruments in the financial statements equate the fair value.

NOTES TO THE FINANCIAL STATEMENTS FOR THE YEAR ENDED 31 DECEMBER 2025

(Continued)

6. Investments at fair value through profit or loss

In accordance with its business model, the Trust Fund's investments are classified as at FVTPL.

Business model

The Trust Fund's investments are traded in organised financial markets. Transactions are recorded on a trade date basis and interest is recognised when earned. Private Equity Funds of Funds and Hedge Funds of Funds investments are valued at year-end based on net asset values (NAVs). All other investments are valued at year-end based on quoted market prices and valuation techniques.

The Trust Fund's business model has been determined based on the way in which the investment portfolio is managed, as well as the way in which the information is provided to the Board. Factors considered include the policies and objectives outlined in the Investment Guidelines and the application thereof, the basis for disposal of investments, the process utilised by Management in monitoring and assessing the performance of the portfolio, and the basis upon which the Board evaluates the performance of the portfolio.

The Trust Fund's financial instruments are not acquired with the explicit intention to hold over the long term to maturity or in perpetuity, although some assets may be held to maturity.

While the portfolio's focus and objective are long-term in nature, each asset is individually assessed on an ongoing basis and may be disposed of prior to maturity for the following reasons, among others:

- to realise capital gains;
- if liquidity is required, and
- desired changes to the asset allocation.

The Trust Fund has therefore designated all of its financial instruments as at FVTPL since those assets are managed, evaluated and reported internally on a fair value basis and are not expected to be held for the medium to long-term for strategic purposes.

NOTES TO THE FINANCIAL STATEMENTS FOR THE YEAR ENDED 31 DECEMBER 2025

(Continued)

6. Investments at fair value through profit or loss (continued)

Business model (continued)

Set out below are the Trust Fund's financial instruments, excluding those with carrying amounts which are reasonable approximations of fair value (refer to Note 5):

	2025 US$	2024 US$
Fixed income securities	3,918,300	3,789,000
Equities	49,886,259	47,151,332
Private equity funds of funds	7,225,029	8,186,073
Hedge funds of funds	13,130,063	13,939,176
	74,159,651	73,065,581

7. Financial instruments – Fair value

IFRS 13 requires disclosures relating to fair value measurements using a three-level fair value hierarchy.

Fair value hierarchy

The Trust Fund measures fair values using the following hierarchy which reflects the significance of the inputs used in making the measurements:

- Level 1: derived from inputs that are quoted market prices (unadjusted) in active markets for identical instruments.
- Level 2: derived from inputs other than quoted prices included in Level 1, that are observable for the asset, either directly (i.e. as prices), or indirectly (i.e. derived from prices). This category includes instruments valued using quoted market prices in active markets for similar instruments, quoted prices for identical or similar instruments in markets that are considered less than active, or other valuation techniques in which all significant inputs are directly observable from market data.
- Level 3: derived from inputs that are unobservable. This category includes all instruments for which the valuation techniques include inputs for the instrument which are not based on observable market data and the unobservable inputs have a significant effect on the instrument's valuation. This category includes instruments that are valued based on quoted prices for similar instruments for which significant unobservable adjustments or assumptions are required to reflect the differences between the instruments.

NOTES TO THE FINANCIAL STATEMENTS FOR THE YEAR ENDED 31 DECEMBER 2025

(Continued)

7. Financial instruments – Fair value (continued)

Fair value hierarchy (continued)

The level in the fair value hierarchy within which the fair value measurement is categorised in its entirety is determined on the basis of the lowest level input that is significant to the fair value measurement in its entirety.

For assets and liabilities that are recognized in the financial statements on a recurring basis, the Trust Fund determines whether transfers have occurred between levels in the hierarchy by re-assessing the recognition (based on the lowest level input that is significant to the fair value measurement as a whole) at the date of the event or change in circumstances during the reporting period.

For the purpose of fair value disclosures, the Trust Fund has determined classes of instruments on the basis of the nature, characteristics and risks of the instrument, and the level of the fair value hierarchy.

The following table analyses the Trust Fund's financial instruments recognized at fair value at the reporting date, by the level in the fair value hierarchy.

Recurring fair value measurement of financial instruments

2025	Level 1 US$	Level 2 US$	Level 3 US$	Total US$
Fixed income securities	–	3,918,300	–	3,918,300
Equities	49,886,259	–	–	49,886,259
Private equity funds of funds	–	–	7,225,029	7,225,029
Hedge funds of funds	–	–	13,130,063	13,130,063
	49,886,259	3,918,300	20,355,092	74,159,651
2024				
Fixed income securities	–	3,789,000	–	3,789,000
Equities	47,151,332	–	–	47,151,332
Private equity funds of funds	–	–	8,186,073	8,186,073
Hedge funds of funds	–	–	13,939,176	13,939,176
	47,151,332	3,789,000	22,125,249	73,065,581

NOTES TO THE FINANCIAL STATEMENTS FOR THE YEAR ENDED 31 DECEMBER 2025

(Continued)

7. Financial instruments – Fair value (continued)

Fair value hierarchy (continued)

Transfers between levels

There were no transfers amongst the three levels during the reporting period.

- Financial instruments are transferred from Level 1 to Level 2 if they cease to be traded in an active market during the year and quoted prices in active markets are no longer available for those instruments.
- Financial instruments are transferred from Level 2 to Level 1 where certain equities and funds are listed on a stock exchange during the reporting period for the first time and are considered to be traded in an active market. Fair values for these financial instruments at the reporting date are based on quoted market prices.
- Transfers to or from Level 3 are dependent on the existence of unobservable pricing inputs. Financial instruments are transferred to Level 3 where a previously active market or pricing based on such market ceases or becomes unobservable.

Valuation techniques

Level 1 instruments

When fair values of publicly traded equities, equity-related securities and managed funds are based on quoted market prices in an active market for identical assets without any adjustments, the instruments are included within Level 1 of the hierarchy. The Trust Fund values these investments at quoted market price at the close of trading on the reporting date.

The Trust Fund categorises these investments as Level 1.

Level 2 instruments

The Trust Fund invests in bonds, treasury bills and mutual funds. In the absence of a quoted price in an active market, fair values at the reporting date are obtained using valuation techniques based on observable data. Observable data is considered to be that market data which is readily available, regularly distributed or updated, reliable and verifiable, not proprietary, and provided by an independent source which is actively involved in the relevant market.

These instruments are valued using observable inputs such as recently executed transaction prices in securities of the issuer or comparable issuers, discounted cash flows based on yield curves, and quoted prices of the underlying securities. Adjustments are made to the valuations if necessary to recognise differences in the instrument's terms.

To the extent that the significant inputs are observable, the Trust Fund categorises these investments as Level 2.

NOTES TO THE FINANCIAL STATEMENTS FOR THE YEAR ENDED 31 DECEMBER 2025

(Continued)

7. Financial instruments – Fair value (continued)

Fair value hierarchy (continued)

Valuation techniques (continued)

Level 3 instruments

The Trust Fund invests in managed funds (Private Equity Funds of Funds and Hedge Funds of Funds) which are not quoted in active markets. Investments in those funds are valued based on the audited NAV per unit published by the administrator of those funds. Such a NAV is adjusted by the individual fund managers to reflect assumptions incorporating unobservable factors specific to the asset, including liquidity risk, limitations on redemption and other factors.

The Trust Fund, as part of its due diligence prior to investing, considers the valuation techniques and inputs used by the individual fund managers in valuing the Private Equity Funds of Funds and Hedge Funds of Funds investments, to ensure that they are reasonable and appropriate.

The objective of these valuation techniques is to arrive at a fair value measurement that reflects the price that would be received to sell the asset in an orderly transaction, i.e. not a forced sale, between market participants at the measurement date.

Valuation techniques include net present value and discounted cash flow models, market approach and comparison with similar instruments for which market observable prices exist, as well as mathematical models such as Black-Scholes and polynomial option pricing models.

Inputs used in valuation techniques include risk-free interest rates, credit spreads and other premia used in estimating discount rates, price information, foreign currency exchange rates, as well as volatility statistics, liquidity statistics and asset correlations.

Fair value is determined by each Funds of Funds manager using the various valuation techniques and relevant valuation models, with significant adjustments based on unobservable inputs, arising from assumptions applied by the individual fund manager. Assessing the significance of a particular input to the fair value measurement in its entirety requires judgment, considering factors specific to the asset or liability. If a fair value measurement uses observable inputs that require significant adjustment based on unobservable inputs, the Trust Fund categorises these investments as Level 3.

NOTES TO THE FINANCIAL STATEMENTS FOR THE YEAR ENDED 31 DECEMBER 2025

(Continued)

7. Financial instruments – Fair value (continued)

Fair value hierarchy (continued)

Valuation techniques (continued)

Level 3 instruments (continued)

Sensitivity analysis to significant changes in unobservable inputs within Level 3

The significant unobservable inputs used in the fair value measurement categorised within Level 3 of the fair value hierarchy, together with a quantitative sensitivity analysis as at 31 December are shown below:

	Input used	Sensitivity used	Effect on fair value	
		+/-%	2025 US$	2024 US$
Private Equity Funds of Funds	NAV	5	361,251	409,304
	NAV	10	722,503	818,607
	NAV	15	1,083,754	1,227,911
Hedge Funds of Funds	NAV	5	656,503	696,959
	NAV	10	1,313,006	1,393,918
	NAV	15	1,969,509	2,090,876

Significant decreases in the NAVs would result in a significantly lower fair value measurement.

NOTES TO THE FINANCIAL STATEMENTS FOR THE YEAR ENDED 31 DECEMBER 2025

(Continued)

7. Financial instruments – Fair value (continued)

Fair value hierarchy (continued)

Valuation techniques (continued)

Level 3 instruments (continued)

Level 3 reconciliation

There were no transfers into or out of Level 3. The following table shows a reconciliation of all movements in the fair value of financial instruments categorised within Level 3 between the beginning and end of the reporting period.

2025	**Private equity funds of funds US$**	**Hedge fund of funds US$**	**Total US$**
Balance at 1 January 2025	8,186,073	13,939,176	22,125,249
Total realised gains	–	67,244	67,244
Subscriptions	–	–	–
Redemptions	–	(2,000,000)	(2,000,000)
Capital calls	374,216	–	374,216
Distributions	(1,633,531)	–	(1,633,531)
Unrealised gains included in comprehensive income	298,271	1,123,643	1,421,914
Balance at 31 December 2025	7,225,029	13,130,063	20,355,092
2024			
Balance at 1 January 2024	9,080,004	12,528,754	21,608,758
Total realised gains	–	–	–
Subscriptions	–	–	–
Redemptions	–	–	–
Capital calls	80,000	–	80,000
Distributions	(1,362,800)	–	(1,362,800)
Unrealised gains included in comprehensive income	388,869	1,410,422	1,799,291
Balance at 31 December 2024	8,186,073	13,939,176	22,125,249

NOTES TO THE FINANCIAL STATEMENTS FOR THE YEAR ENDED 31 DECEMBER 2025

(Continued)

8. Property and equipment

	Motor vehicles US$	Equipment, furniture and fittings US$	Leasehold improvements US$	Total US$
Cost				
Balance at 31 December 2024	47,603	146,900	12,442	206,945
Additions at cost	–	6,999	–	6,999
Disposals	–	–	–	–
Exchange adjustments	(12)	(36)	(3)	(51)
Balance at 31 December 2025	47,591	153,863	12,439	213,893
Accumulated depreciation				
Balance at 31 December 2024	(23,616)	(139,564)	(12,442)	(175,622)
Charge for the year	(5,995)	(1,221)	–	(7,216)
Disposals	–	–	–	–
Exchange adjustments	6	34	3	43
Balance at 31 December 2025	(29,605)	(140,751)	(12,439)	(182,795)
Net book value at 31 December 2025	**17,986**	**13,112**	**–**	**31,098**
Cost				
Balance at 31 December 2023	47,603	146,399	12,442	206,444
Additions at cost	–	1,564	–	1,564
Disposals	–	(1,063)	–	(1,063)
Balance at 31 December 2024	47,603	146,900	12,442	206,945
Accumulated depreciation				
Balance at 31 December 2023	(15,620)	(139,472)	(12,442)	(167,534)
Charge for the year	(7,996)	(1,155)	–	(9,151)
Disposals	–	1,063	–	1,063
Balance at 31 December 2024	(23,616)	(139,564)	(12,442)	(175,622)
Net book value at 31 December 2024	**23,987**	**7,336**	**–**	**31,323**

NOTES TO THE FINANCIAL STATEMENTS FOR THE YEAR ENDED 31 DECEMBER 2025

(Continued)

9. Capital contributions	2025 US$	2024 US$
At beginning of year	114,067,660	114,067,660
Third party contributions	–	–
At end of year	114,067,660	114,067,660
Represented by:		
Members' contributions and escrow	104,907,660	104,907,660
Third party contributions	9,160,000	9,160,000
At end of year	114,067,660	114,067,660

The initial capital totalling US$99,500,000 was raised by the Caribbean Development Bank on behalf of the Members on 16 July 2004 and remitted to the Trust Fund on 7 April 2005 along with escrow interest earned of US$1,446,142. Additional contributions amounting to US$3,961,518 were received from Members in 2006.

Third party contributions

The Members accepted a third party contribution of US$9,160,000 from the Government of the Commonwealth of the Bahamas, which was paid over a period of nine years in the sum of US$1,017,778 per annum commencing July 2006. The last payment was received in July 2014. This contribution is premised on the key condition that any such amounts paid shall be converted into membership contributions should the Government of the Commonwealth of the Bahamas become a Member of the Court.

10. Related parties

Parties are considered to be related if (a) one party has the ability to control the other party or exercise significant influence over the other party in making financial or operating decisions or (b) the party is a member of key management personnel. Key management personnel are those persons having authority and responsibility for planning, directing and controlling the activities, directly or indirectly, of the organisation or have the power to participate in the financial and operating policy decisions of the Trust Fund. Members of the Board, as well as members of key management are considered to be related parties for the Trust Fund.

Short-term benefits for key management personnel amounted to US$119,995 (2024: US$115,819) and other staff costs amounted to US$43,594 (2024: US$43,402).

Board expenses totalled US$104,658 (2024: US$110,961) for the year, of which honoraria payments to Trustees amounted to US$20,200 (2024: US$22,000) and other board expenses amounted to US$84,458 (2024: US$88,961).

NOTES TO THE FINANCIAL STATEMENTS FOR THE YEAR ENDED 31 DECEMBER 2025

(Continued)

10. Related parties (continued)

Transfers to the Court during the year totalled US$7,166,136 (2024: US$7,080,994).

Balance due to the Court in relation to Non-Judicial Staff Pensions amounted to US$7,477,000 (2024: US$6,580,000) as at year-end.

No commercial transactions are entered into by the Trust Fund with related parties in the normal course of business.

11. Capital management

The primary objective of the Trust Fund's capital management is to achieve capital growth in order to provide the resources necessary to finance the capital and operating budget of the Court and the Commission in perpetuity.

The capital structure of the Trust Fund consists of capital contributions from Members, approved third parties, and accumulated deficit after distributions to the Court. These resources are invested in a diversified portfolio of tax-efficient instruments, including fixed income and equity securities, in order to produce an optimal net long-term rate of return with reasonable security of capital.

Assets are invested and managed by considering the purpose, terms, distribution requirements and other circumstances of the Trust Fund. Investment and management decisions in respect of individual assets are evaluated in the context of the portfolio as a whole and as a part of an overall investment strategy, reflecting risk and return objectives reasonably suited to the Trust Fund. Management reviews the adequacy of its capital available to fulfil its objective on an ongoing basis. A formal assessment is conducted biennially and the Board submits a report on the adequacy of the resources to the Members for consideration.

No externally imposed capital requirements apply to the Trust Fund.

12. Financial risk management

The Trust Fund is exposed to a variety of financial risks through the financial instruments it holds. Financial risk includes liquidity risk, credit risk and market risk. Market risk arises through the effects of changes in interest rates, foreign currency and debt and equity prices.

Risks inherent in the Trust Fund's investment activities are managed through a process of ongoing identification, measurement and monitoring within the framework of investment limits and other controls. The Board is responsible for the overall risk management approach and for approving the investment principles and strategies as detailed in the Investment Guidelines. The Board, through the Finance and Investment Committee, is responsible for the development of the risk strategy, as well as the approval and monitoring of the relevant risk decisions.

The effects of these risks are disclosed in Notes 13 to 15 and enable users to evaluate the nature and extent of risks arising from the financial instruments. These disclosures have no quantitative impact on the financial statements.

NOTES TO THE FINANCIAL STATEMENTS FOR THE YEAR ENDED 31 DECEMBER 2025

(Continued)

13. Liquidity risk

Liquidity risk arises from fluctuations in cash flows. Liquidity risk management ensures that the Trust Fund is able to honour all of its financial commitments as they fall due.

The Trust Fund manages liquidity risk by continuously monitoring forecast and actual cash flows, matching the maturity profiles of financial assets and liabilities, as well as by ensuring that sufficient cash and marketable instruments are available to meet short-term requirements.

At the start of each year the Trust Fund sets aside in liquid assets the amount required to meet the annual financial requirements of the Court, the Commission and the Trust Fund. Except for Private Equity Funds of Funds and Hedge Funds of Funds holdings, the balance of the portfolio is invested widely in marketable assets which are traded in active and liquid markets, and can therefore be liquidated in the event of an unforeseen interruption of cash flow. All investments can be disposed of during the course of any financial year.

Funds of Funds assets exhibit unique liquidity characteristics, with the actual underlying assets typically being more illiquid in nature than direct equity holdings. These Funds of Funds may include an initial minimum holding (lock-up) period, contractual terms for redemption frequency, as well as the right of the Funds of Funds manager to suspend redemptions. Redemption suspensions may occur to protect the interests of redeeming and continuing investors when there is a significant decrease in liquidity.

Amounts due to the Court as described in Note 2.3 (j) are due on demand. Other financial liabilities, namely accounts payable and accrued liabilities, are due within one year. Sundry receivables and prepayments, other assets and interest receivable are due within one year.

The table below summarises the financial instruments at their carrying amounts categorised by the earlier of contractual re-pricing or maturity dates.

NOTES TO THE FINANCIAL STATEMENTS FOR THE YEAR ENDED 31 DECEMBER 2025

(Continued)

13. Liquidity risk (continued)

	Up to 1 year US$	1 to 5 years US$	Over 5 years US$	Due on demand US$	Total US$
2025					
Fixed income securities	1,988,600	1,929,700	–	–	3,918,300
Equities	–	–	–	49,886,259	49,886,259
Private equity funds of funds	–	–	–	7,225,029	7,225,029
Hedge funds of funds	–	–	–	13,130,063	13,130,063
	1,988,600	1,929,700	–	70,241,351	74,159,651
2024					
Fixed income securities	–	1,954,000	1,835,000	–	3,789,000
Equities	–	–	–	47,151,332	47,151,332
Private equity funds of funds	–	–	–	8,186,073	8,186,073
Hedge funds of funds	–	–	–	13,939,176	13,939,176
	–	1,954,000	1,835,000	69,276,581	73,065,581

14. Credit risk

Credit risk is the risk that one party to a financial instrument will cause a financial loss for the other party by failing to discharge a contractual obligation.

The Trust Fund is exposed to the risk of credit-related losses that can occur as a result of a counterparty or issuer being unable or unwilling to honour its contractual obligations. These exposures exist within fixed income securities and similar securities, as well as cash and cash equivalents. These classes of financial assets are not subject to IFRS 9's impairment requirements as they are measured at FVTPL (refer to Note 6).

The Board of Trustees has adopted a policy of only dealing with creditworthy counterparties as a means of mitigating the risk of financial loss from defaults, and has established guidelines for investment in institutions which meet certain minimum criteria. The Trust Fund monitors the creditworthiness of its counterparties by reviewing their credit ratings, as well as financial news and reports.

NOTES TO THE FINANCIAL STATEMENTS FOR THE YEAR ENDED 31 DECEMBER 2025

(Continued)

14. Credit risk (continued)

All cash and cash equivalent instruments are placed with financial institutions which have a minimum investment rating or financial profile as established by the Board. The credit risk on non-regional liquid funds is limited because the counterparties are banks with high credit ratings assigned by international credit rating agencies. All transactions in listed securities are paid for or settled after trade, using asset managers or brokers approved by the Board. The risk of default is considered minimal as payment is made on a purchase once the securities have been received by the asset manager or broker. Delivery of securities sold is only made upon receipt of payment by the asset manager or broker.

Selected approved asset managers are authorised to purchase suitable securities on a discretionary basis based on an analysis by the asset manager of the companies' prospectuses and due diligence procedures. Asset managers who participate in the fixed income space are limited to investment grade securities. With respect to investments purchased regionally, the Trustees consider analyses presented by Management to ensure that the securities satisfy standards established by the Board.

Investments in Private Equity Funds of Funds and Hedge Funds of Funds are effected through asset managers who themselves invest in a diversified range of funds that select the underlying investments. At each stage of the process, due diligence is conducted to identify appropriate and suitable investments. The purpose of investing in Funds of Funds is for potential increased diversification and reduction of overall market risk of the portfolio.

The carrying amount of financial instruments recorded in the financial statements represents the Trust Fund's maximum exposure to credit risk on financial instruments not subject to the IFRS 9's impairment requirements on the reporting date, hence no separate maximum exposure to credit risk disclosure is provided on these instruments.

Credit quality of financial instruments

The Trust Fund's credit risk exposure on corporate bonds is analysed by the following S&P credit risk ratings:

	2025 US$	2024 US$
BBB- (2024: BBB-)	3,918,300	3,789,000

NOTES TO THE FINANCIAL STATEMENTS FOR THE YEAR ENDED 31 DECEMBER 2025

(Continued)

14. Credit risk (continued)

Risk concentrations of financial instruments by geographical distribution

The Trust Fund's investments are analysed by the following asset classes and geographical regions:

	Regional US$	Non-regional US$	Total US$
2025			
Corporate bonds	3,918,300	–	3,918,300
Equities	–	49,886,259	49,886,259
Private equity funds of funds	–	7,225,029	7,225,029
Hedge funds of funds	–	13,130,063	13,130,063
	3,918,300	70,241,351	74,159,651
2024			
Corporate bonds	3,789,000	–	3,789,000
Equities	–	47,151,332	47,151,332
Private equity funds of funds	–	8,186,073	8,186,073
Hedge funds of funds	–	13,939,176	13,939,176
	3,789,000	69,276,581	73,065,581

15. Market risk

Market risk is the risk that the fair value or future cash flows of financial instruments will fluctuate due to changes in market variables. Market risk comprises three types of risk: foreign currency risk, interest rate risk and equity price risk.

NOTES TO THE FINANCIAL STATEMENTS FOR THE YEAR ENDED 31 DECEMBER 2025

(Continued)

15. Market risk (continued)

The Trust Fund's investments are susceptible to market price risk arising from fluctuations in market prices. Management, in conjunction with the Trust Fund's Investment Adviser, closely monitors the exposure of the Trust Fund's investment portfolio to changes in market prices and is therefore able to minimise the risk resulting from such fluctuations through its various risk management strategies.

a) Foreign currency risk

Foreign currency risk is the risk that the value of a financial instrument will fluctuate due to changes in foreign exchange rates.

The Trust Fund has no significant foreign exchange exposure since liabilities are funded by assets in the same currency. The Trust Fund's liability to meet the expenses of the Court and Commission in perpetuity arises primarily in US$. The Trust Fund's administrative expenses arise in US$ as well as Trinidad and Tobago dollars (TT$). The Trust Fund matches its liabilities by investing in US$ and TT$.

b) Interest rate risk

Interest rate risk arises from the possibility that changes in interest rates will affect future cash flows or the fair values of financial instruments.

The Trust Fund is exposed to risks associated with the effects of fluctuations in prevailing market interest rates on the market value of its fixed rate financial instruments and the impact on the fund balance.

Management of interest rate risk includes maintaining a diversified portfolio of cash, equities and bonds and adjusting the average duration of fixed income securities as interest rates change.

Interest rate sensitivity

The sensitivity of the Fund balance is analysed by maturity of the asset and is calculated by revaluing fixed rate financial instruments for the effects of the assumed changes in interest rates.

NOTES TO THE FINANCIAL STATEMENTS FOR THE YEAR ENDED 31 DECEMBER 2025

(Continued)

15. Market risk (continued)

b) Interest rate risk (continued)

Interest rate sensitivity (continued)

The following table demonstrates Management's best estimate of the sensitivity to reasonable possible changes in interest rates prevailing as at 31 December (with all other variables held constant), and the impact on market value and net assets/fund balance based on the exposure at that date.

		Change in fund balance		
	Increase/ (decrease) in basis points	Up to 5 years US$	Over 5 years US$	Total US$
2025				
Fixed Income Securities	+50	(157,430)	–	(157,430)
	+100	(198,879)	–	(198,879)
	+150	(239,469)	–	(239,469)
	-50	(71,865)	–	(71,865)
	-100	(27,702)	–	(27,702)
	-150	17,413	–	17,413
2024				
Fixed Income Securities	+50	(43,803)	(512)	(44,315)
	+100	(58,063)	(43,411)	(101,474)
	+150	(72,181)	(85,133)	(157,314)
	-50	(14,851)	88,964	74,113
	-100	(156)	135,618	135,462
	-150	14,689	183,605	198,294

NOTES TO THE FINANCIAL STATEMENTS FOR THE YEAR ENDED 31 DECEMBER 2025

(Continued)

15. Market risk (continued)

c) Equity price risk

Equity price risk is the risk that the fair values of equities decrease as the result of changes in the levels of equity indices and the value of individual stocks. The Trust Fund's equity and equity-related investments are susceptible to equity price risk arising from fluctuations in equity indices.

The Trust Fund's investments in equity and equity-related securities may be held for the medium to long term for strategic purposes. Management, in conjunction with the Trust Fund's Investment Adviser, closely monitors the exposure of the Trust Fund's investment portfolio to changes in equity indices and is therefore able to minimise the risk resulting from such fluctuations.

The table below indicates Management's best estimate of reasonable possible changes in the fair value of equity and equity-related instruments, with all other variables held constant, and the effect on net assets/ fund balance as at 31 December:

	Change in equity price 2025 +/-%	Effect on fund balance 2025 US$	Change in equity price 2024 +/-%	Effect on fund balance 2024 US$
U.S. equities	5	1,490,952	5	1,460,289
	10	2,981,903	10	2,920,577
	15	4,472,855	15	4,380,866
Non U.S. equities	5	552,885	5	530,834
	10	1,105,770	10	1,061,668
	15	1,658,656	15	1,592,502
Emerging markets	5	211,517	5	163,043
	10	423,033	10	326,085
	15	634,550	15	489,128
Real assets	5	238,960	5	203,401
	10	477,919	10	406,802
	15	716,879	15	610,204

NOTES TO THE FINANCIAL STATEMENTS FOR THE YEAR ENDED 31 DECEMBER 2025

(Continued)

16. Due to Court – Non-judicial Staff Pensions

The Court provides its non-judicial staff and staff of the Commission with a defined contribution pension plan (refer to Note 2.3 (i)).

	2025 US$	2024 US$
At beginning of year	6,580,000	5,813,000
Funds received from the Court	144,706	120,693
Change in accumulated value	752,294	646,307
At end of year	7,477,000	6,580,000

17. Judges' pensions reserve

The Court provides its judges with a defined benefit pension plan and obtains an actuarial valuation at the end of each financial year in respect of that obligation (refer to Note 2.3 (i)).

The Court's defined benefit obligation amounted to US$9,761,000 at 31 December 2025 (2024: US$9,771,000).

The Trust Fund is the sole provider of funding to the Court for its defined benefit pension obligation to its judges, and pays to the Court the pensions for judges as they fall due. These amounts are not recorded as a liability of the Trust Fund, and are treated as distributions out of the fund balance and accounted for when disbursements are requested and made.

This arrangement is consistent with the purpose of the Trust Fund, which is to provide the resources necessary to finance the capital and operating budget of the Court and the Commission in perpetuity.

While the Court's defined benefit obligation has not been recorded as an obligation of the Trust Fund, should the Trust Fund be terminated as at the reporting date, this amount represents an actuarially determined estimate of the claim against the resources of the Trust Fund by the Court to fund its defined benefit pension obligation to its judges. As such, a Judges' pensions reserve has been created which reflects the defined benefit pension obligation due to Judges as at the end of each financial year.

NOTES TO THE FINANCIAL STATEMENTS FOR THE YEAR ENDED 31 DECEMBER 2025

(Continued)

18. Accumulated transfers to/from the Court	2025 US$	2024 US$
Accumulated transfers to the Court (refer to Note 2.3 (j))		
At beginning of year	121,491,009	114,410,015
During the year	7,166,136	7,080,994
At end of year	128,657,145	121,491,009
Accumulated transfers from the Court (refer to Note 2.3 (j))		
At beginning of year	874,767	874,767
During the year	–	–
At end of year	874,767	874,767

19. Commitments and contingencies

Capital commitments

At the year-end, capital commitments amounted to US$Nil (2024: US$Nil).

Contingencies

There are no contingencies at year-end (2024: US$Nil).

20. Events after the reporting period

There are no material events occurring after the reporting date and before the date of approval of these financial statements by the Board of Trustees that require adjustment to or disclosure in these financial statements.

NOTES

NOTES

REGISTERED OFFICE

22 Cornelio Street
Woodbrook
Port of Spain
Trinidad and Tobago

MANAGEMENT TEAM

Michelle Persad, Executive Officer
Ram Ramsaran, Accountant

AUDITORS

Ernst & Young
5-7 Sweet Briar Road
St. Clair
Port of Spain
Trinidad and Tobago

PRINCIPAL BANKERS

Republic Bank Limited
Republic House
11-17 Park Street
Port of Spain
Trinidad and Tobago


